

Product Documentation

CM7V-T1A Low ESR

**Quartz Crystal Unit
32.768 kHz**

2. Product Description

The CM7V-T1A Low ESR is a low frequency SMT Quartz Crystal Unit that incorporates a tuning fork Quartz Crystal Resonator. The Quartz Crystal Resonator operates under vacuum condition in a hermetically sealed ceramic package with metal lid.

Suitable oscillator-circuitries can operate the CM7V-T1A Low ESR Quartz Crystal Units in fundamental mode consuming very low power. For technical assistance for optimizing oscillator-circuitries please contact Micro Crystal under sales@microcrystal.com

2.1. Application Examples

IoT
Metering
Industrial
Automotive
Health Care
Wearables, Portables

2.2. Ordering Information

Example: CM7V-T1A Low ESR 32.768 kHz CL: 12.5 pF -20/+20ppm TA QC

Code	Operating temperature range
TA (Standard)	-40 to +85°C
TB	-40 to +125°C
TC	-55 to +125°C

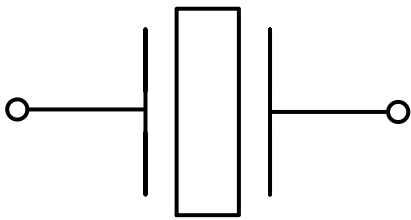
Code	Qualification
QC (Standard)	Commercial Grade
QA	Automotive Grade AEC-Q200

3. Electrical Characteristics

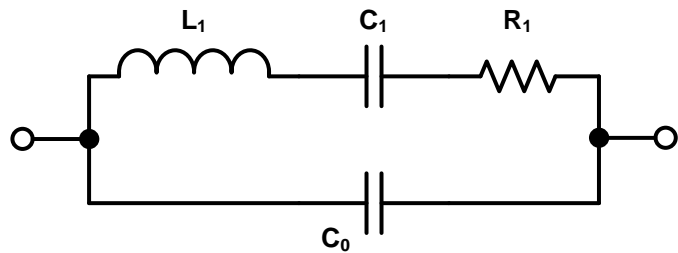
3.1. Equivalent Electrical Model

The Quartz Crystal Unit is a passive component with no polarity. The equivalent circuit of the quartz crystal at its fundamental resonance frequency is represented by the Equivalent Electrical Model:

Electrical Symbol:



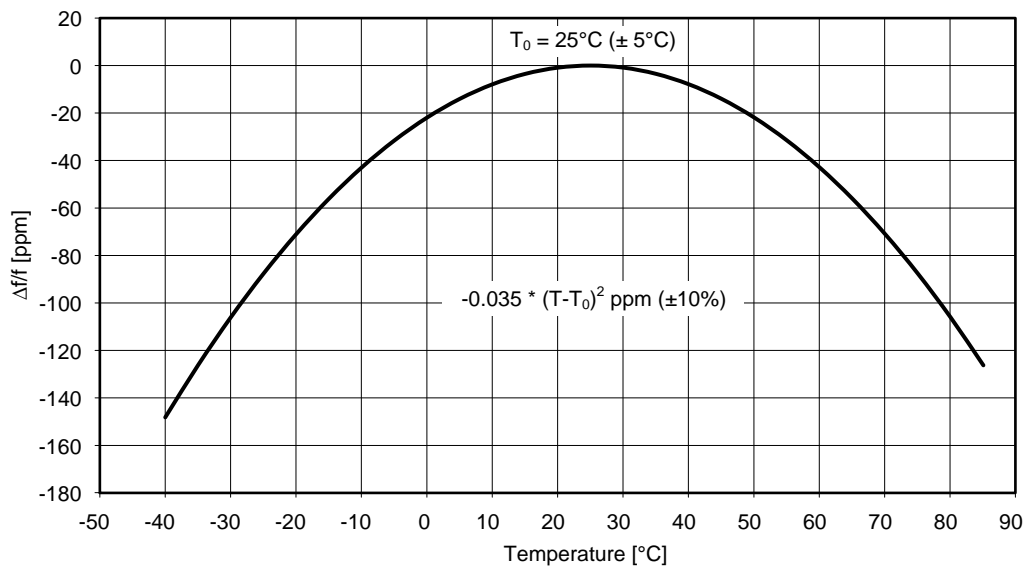
Equivalent Electrical Model:



- L_1 Motional Inductance
- C_1 Motional Capacitance
- R_1 Motional Resistance (ESR)

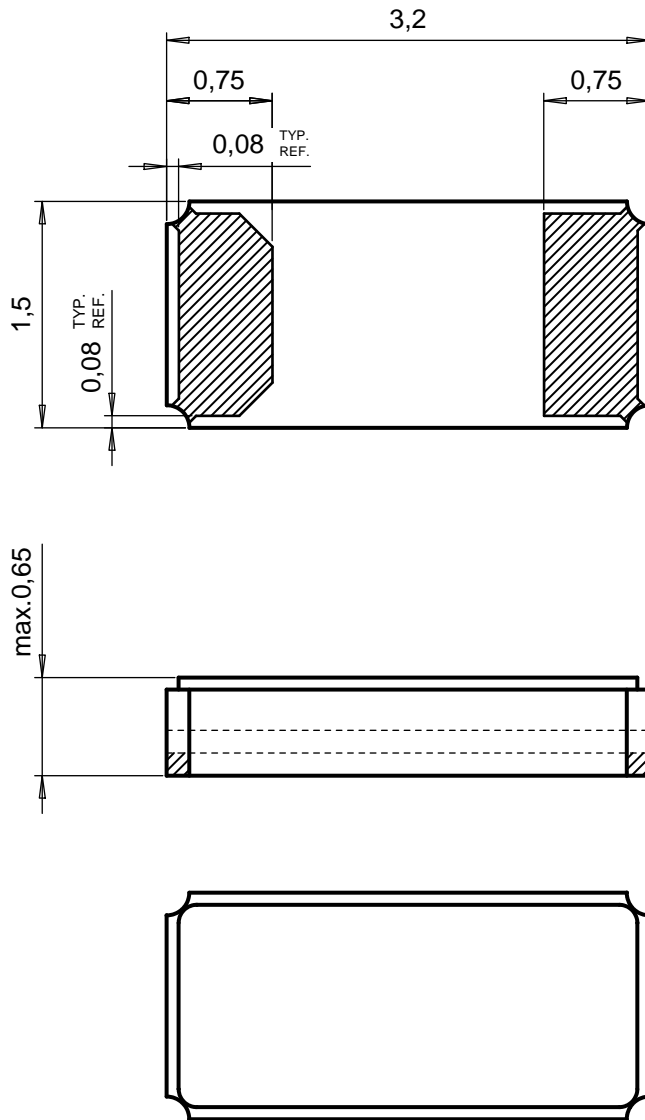
- C_0 Static Capacitance (Shunt capacitance)

3.2. Frequency vs Temperature Characteristics



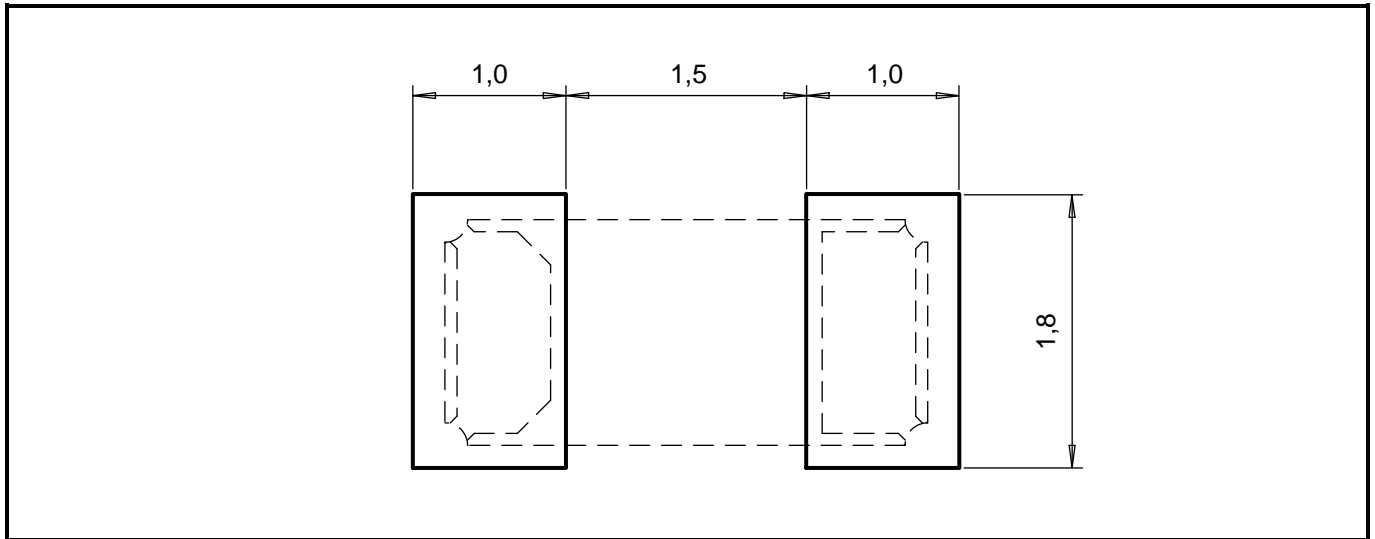
4. Mechanical Properties

4.1. Package Dimension

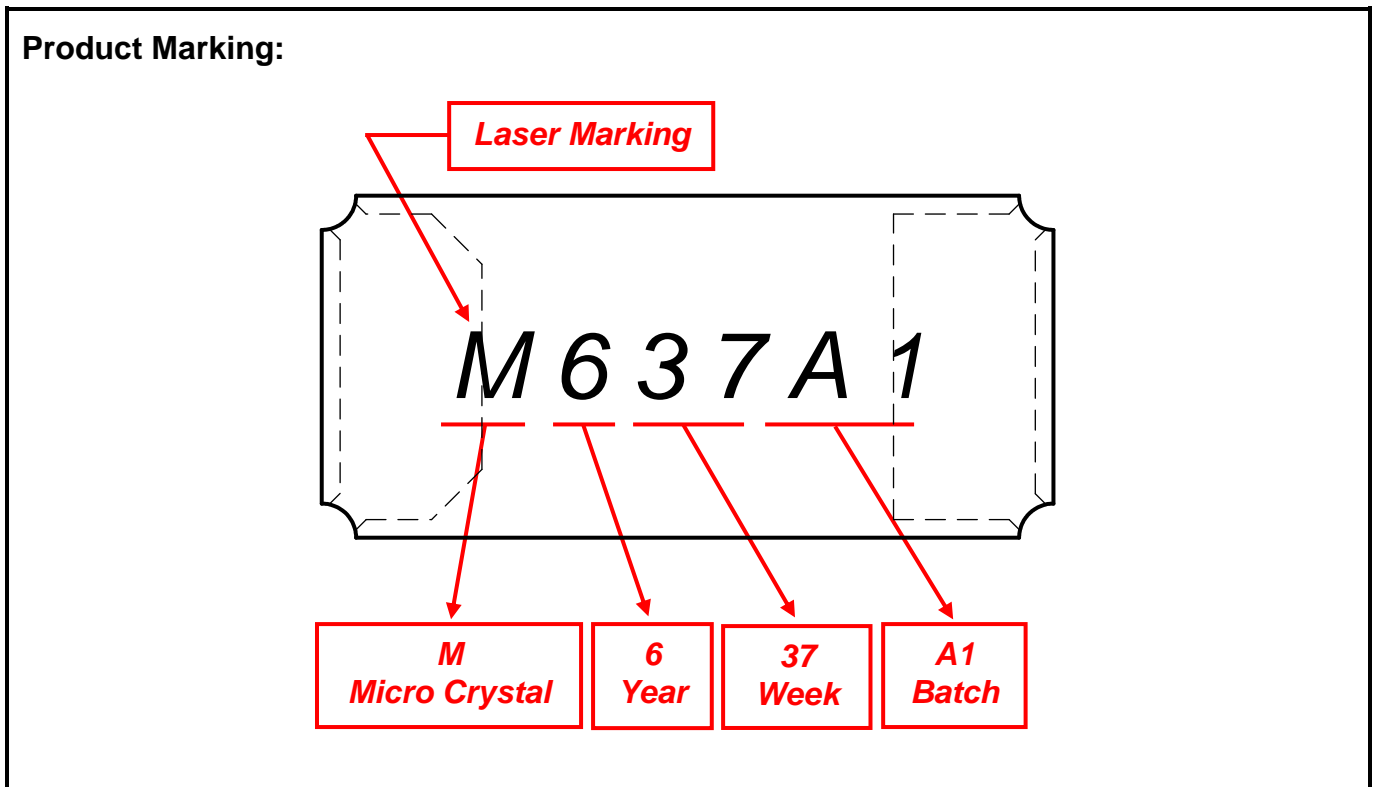


Tolerances: unless otherwise specified ± 0.1 mm
Drawing: CM7V-T1A_Low-ESR_Pack-drw_20161213

4.2. Recommended Solderpad Layout



4.3. Product Marking

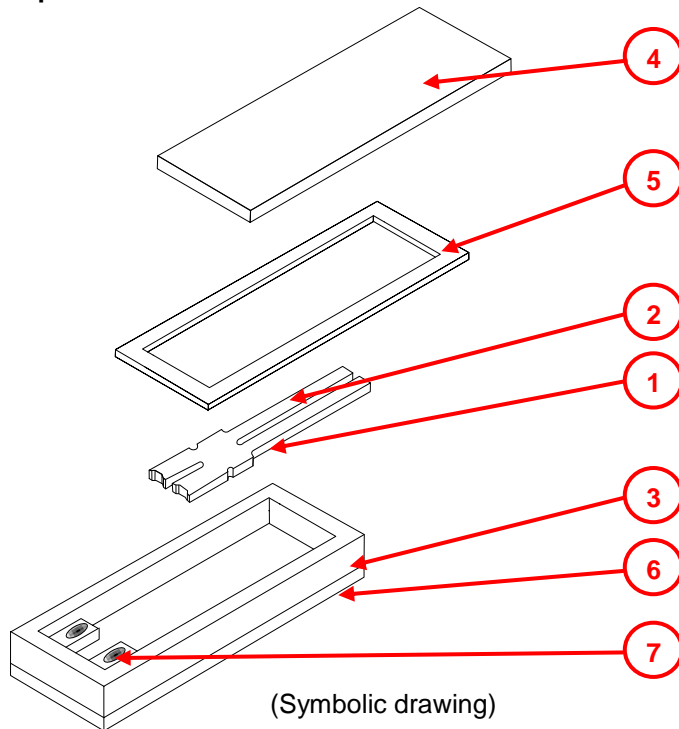


5. Material Composition Declaration & Environmental Information

5.1. Homogenous Material Composition Declaration

Homogenous material information according to IPC-1752 standard

Material Composition CM7V-T1A Low ESR:



No.	Item Component Name	Sub Item Material Name	Material Weight		Substance Element	CAS Number	Comment
			(mg)	(%)			
1	Resonator	Quartz Crystal	0.13	100%	SiO ₂	14808-60-7	
2	Electrodes	Cr+Au	0.01	6%	Cr	7440-47-3	
				94%	Au	7440-57-5	
3	Housing	Ceramic	6.30	100%	Al ₂ O ₃	1344-28-1	
4	Metal Lid	Kovar Lid	2.80	90%	Fe53Ni29Co18	Fe: 7439-89-6 Ni: 7440-02-0 Co: 7440-48-4	Metal Lid (Kovar)
				9%	Ni	Ni: 7440-02-0	Nickel plating
				1%	Au	Au: 7440-57-5	Gold plating
5	Seal	Solder Preform	0.38	80%	Au80 / Sn20	Au: 7440-57-5	
				20%		Sn: 7440-31-5	
6	Terminations	Internal and external terminals	0.59	80%	W	W: 7440-33-7	Tungsten
				15%	Ni	Ni: 7440-02-0	Nickel plating
				5%	Au 0.5 micron	Au: 7440-57-5	Gold plating
7	Conductive adhesive	Silver filled Silicone glue	0.09	88%	Ag	Ag: 7440-22-4	
				12%	Siloxanes and silicones	68083-19-2	di-Me, vinyl group-terminated
				0%	Distillates, petroleum hydrotreated	64742-47-8	Does not appear in finished product
		Unit weight	10.3				

5.2. Material Analysis & Test Results

Homogenous material information according to IPC-1752 standard

No.	Item Component Name	Sub Item Material Name	RoHS						Halogen				Phthalates				
			Pb	Cd	Hg	Cr+6	PBB	PBDE	F	Cl	Br	I	BBP	DBP	DEHP	DINP	
1	Resonator	Quartz Crystal	nd	nd	nd	nd	nd	nd	nd	nd	nd	nd	nd	nd	nd	nd	nd
2	Electrodes	Cr+Au	nd	nd	nd	nd	nd	nd	nd	nd	nd	nd	nd	nd	nd	nd	nd
3	Housing	Ceramic	nd	nd	nd	nd	nd	nd	nd	nd	nd	nd	nd	nd	nd	nd	nd
4	Metal Lid	Kovar Lid & Plating	nd	nd	nd	nd	nd	nd	nd	nd	nd	nd	nd	nd	nd	nd	nd
5	Seal	Solder Preform	nd	nd	nd	nd	nd	nd	nd	nd	nd	nd	nd	nd	nd	nd	nd
6	Terminations	Int. & ext. terminals	nd	nd	nd	nd	nd	nd	nd	nd	nd	nd	nd	nd	nd	nd	nd
7	Conductive adhesive	Silver filled Silicone glue	nd	nd	nd	nd	nd	nd	nd	nd	nd	nd	nd	nd	nd	nd	nd
	MDL	Measurement Detection Limit	2 ppm			5 ppm			50 ppm				0.003%		0.01%		

nd = not detectable

Test methods:

RoHS	Test method with reference to IEC 62321-5: 2013	MDL: 2 ppm (PBB / PBDE: 5 ppm)
Halogen	Test method with reference to BS EN 14582:2007	MDL: 50 ppm
Phthalates	Test method with reference to EN 14372	MDL: 0.003 % (DINP 0.01%)

5.3. Recycling Material Information

Recycling material information according to IPC-1752 standard.

Element weight is accumulated and referenced to the unit weight of 10.3 mg.

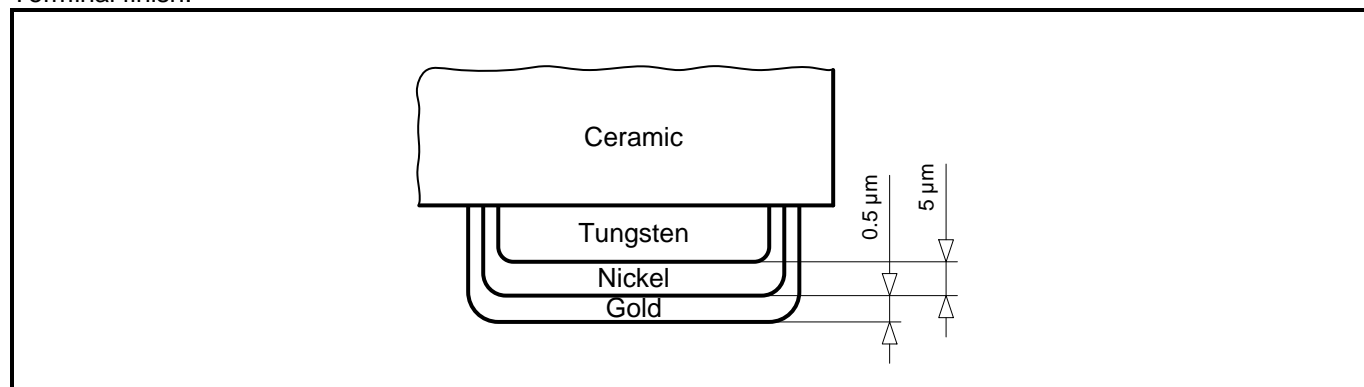
Item Material Name	No.	Item Component Name	Material Weight		Substance Element	CAS Number	Comment
			(mg)	(%)			
Quartz Crystal	1	Resonator	0.13	1.26	SiO ₂	14808-60-7	
Chromium	2	Electrodes	0.0006	0.006	Cr	7440-47-3	
Ceramic	3	Housing	6.30	61.16	Al ₂ O ₃	1344-28-1	
Gold	2 4 5 6	Electrodes Metal Lid Seal Terminations	0.37	3.60	Au	7440-57-5	
Tin	5	Seal	0.08	0.74	Sn	Sn: 7440-31-5	
Nickel	4 6	Metal Lid Terminations	0.34	3.31	Ni	Ni: 7440-02-0	
Tungsten	6	Terminations	0.47	4.58	W	W: 7440-33-7	
Kovar	4	Metal Lid	2.52	24.47	Fe53Ni29Co18	Fe: 7439-89-6 Ni: 7440-02-0 Co: 7440-48-4	
Silver	7a	Conductive adhesive	0.08	0.77	Ag	Ag: 7440-22-4	
Siloxanes and silicones	7b	Conductive adhesive	0.011	0.10	Siloxanes and silicones	68083-19-2	di-Me, vinyl group-terminated
Distillates	7c	Conductive adhesive	0	0	Distillates	64742-47-8	hydrotreated petroleum, does not appear in finished products
Unit weight (total)			10.3	100			

5.4. Environmental Properties & Absolute Maximum Ratings

Package	Description
Ceramic Package	Hermetic ceramic-package, no-leads

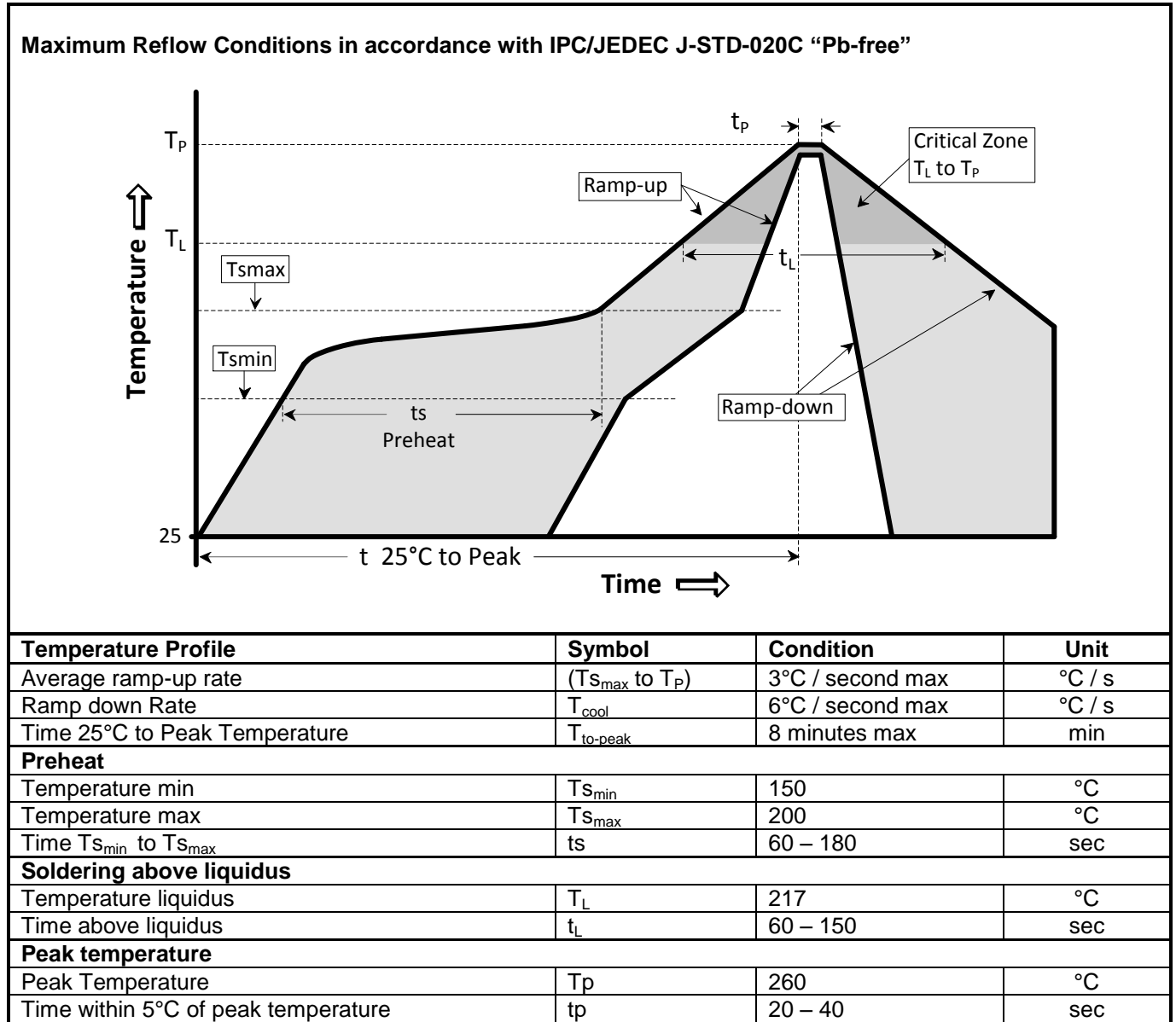
Parameter	Directive	Conditions	Value
Product weight (total)			10.3 mg
Storage temperature		Store as bare product	-55 to +125°C
Moisture sensitivity level (MSL)	IPC/JEDEC J-STD-020D		MSL 1
FIT / MTBF			available on request

Terminal finish:



6. Application Information

6.1. Soldering Information



6.2. Handling Instructions for Quartz Crystal Units

The built-in tuning-fork crystal consists of pure Silicon Dioxide in crystalline form. The cavity inside the package is evacuated and hermetically sealed in order for the crystal blank to function undisturbed from air molecules, humidity and other influences.

Shock and vibration:

Keep the crystal / module from being exposed to **excessive mechanical shock and vibration**. Micro Crystal guarantees that the crystal / module will bear a mechanical shock of 5000 g / 0.3 ms.

The following special situations may generate either shock or vibration:

Multiple PCB panels - Usually at the end of the pick & place process the single PCBs are cut out with a router. These machines sometimes generate vibrations on the PCB that have a fundamental or harmonic frequency close to 32.768 kHz. This might cause breakage of crystal blanks due to resonance. Router speed should be adjusted to avoid resonant vibration.

Ultrasonic cleaning - Avoid cleaning processes using ultrasonic energy. These processes can damage crystals due to mechanical resonance of the crystal blank.

Overheating, rework high temperature exposure:

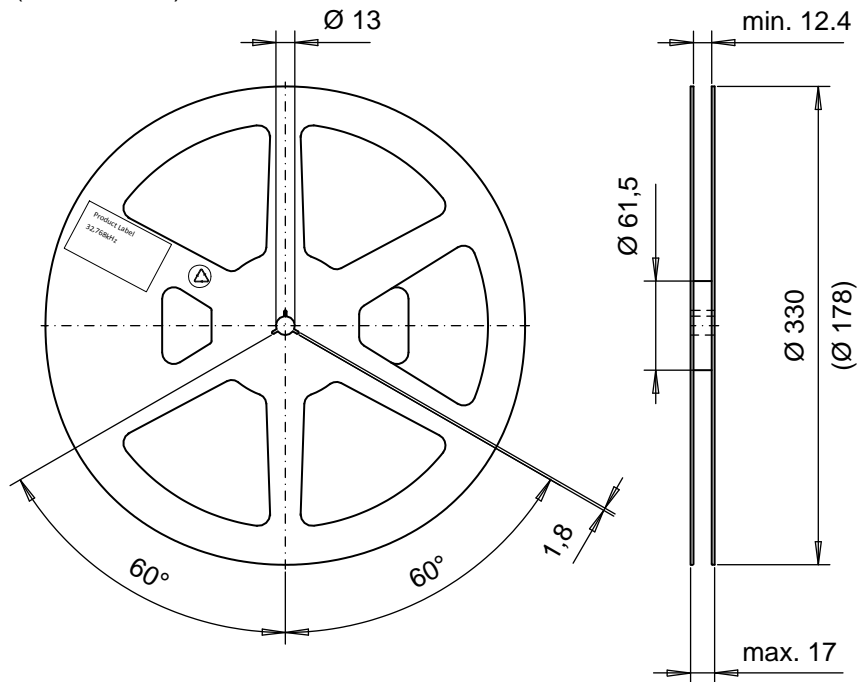
Avoid overheating the package. The package is sealed with a seal ring consisting of 80% Gold and 20% Tin. The eutectic melting temperature of this alloy is at 280°C. Heating the seal ring up to >280°C will cause melting of the metal seal which then, due to the vacuum, is sucked into the cavity forming an air duct. This happens when using hot-air-gun set at temperatures >300°C.

Use the following methods for rework:

- Use a hot-air- gun set at 270°C.
- Use 2 temperature controlled soldering irons, set at 270°C, with special-tips to contact all solder-joints from both sides of the package at the same time,

7. Packing & Shipping Information

Reel: 13" = 330 mm (7" = 178 mm)

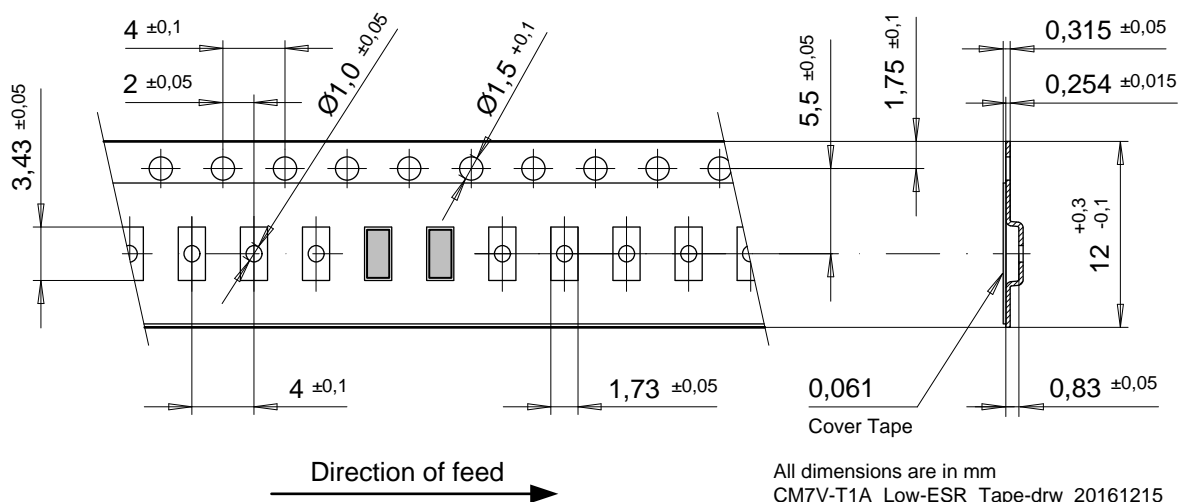


Carrier Tape:

Material: Polycarbonate

Width: 12 mm

Tape Leader and Trailer: Minimum length 300 mm



All dimensions are in mm
CM7V-T1A_Low-ESR_Tape-drw_20161215

Cover Tape:

Tape: Polypropylene, 3M™ Universal Cover Tape (UCT)

Adhesive Type: Pressure sensitive, Synthetic Polymer

Thickness: 0.061 mm

Peel Method:

Medial section removal, both lateral stripes remain on carrier

8. Compliance Information

Micro Crystal confirms that the standard product Quartz Crystal Unit CM7V-T1A Low ESR is compliant with “EU RoHS Directive” and “EU REACH Directives”.

Please find the actual Certificate of Conformance for Environmental Regulations on our website:

[CoC_Environment_CC&CM-Series.pdf](#)

9. Document Revision History

Date	Revision #	Revision Details
February 2017	1.0	First release

Information furnished is believed to be accurate and reliable. However, Micro Crystal assumes no responsibility for the consequences of use of such information nor for any infringement of patents or other rights of third parties which may result from its use. In accordance with our policy of continuous development and improvement, Micro Crystal reserves the right to modify specifications mentioned in this publication without prior notice. This product is not authorized for use as critical component in life support devices or systems.



A COMPANY OF THE  SWATCH GROUP

Micro Crystal AG
Muehlestrasse 14
CH-2540 Grenchen
Switzerland

Phone +41 32 655 82 82
Fax +41 32 655 82 83
sales@microcrystal.com
www.microcrystal.com